



INITIAL TYPE TEST REPORT

GAMERA 7

COMMISSIONED BY:
AGNON LTD.



INITIAL TYPE TEST REPORT GAMERA 7

EZKA/2022-06/00020-2

NOVEMBER 10, 2022

Laboratory

SGS NEDERLAND BV

NOTIFIED BODY 0608

Customer

Agnon LTD.

Han Kubrat 4

Hisarya

Bulgaria

Approved by

A handwritten signature in black ink, consisting of a stylized 'J' followed by a horizontal stroke and a diagonal line.

J. Dekker
Project Leader

A handwritten signature in black ink, featuring a stylized 'C' and 'W'.

C. Wösten
Technical Manager Air Monitoring

SUMMARY

This report contains the test results of a room heater fired by solid fuels in accordance with NEN EN 13240:2001 and NEN EN 13240-A2:2004. The measurement of nitrogen oxides (NO_x), organic gaseous carbon (OGC) and particulate matter (PM) are done in accordance with EN16510-1:2018 (Annex D, E, F2).

Brief description of the project

Description	
Date of test	June 24, 2022 June 28, 2022
Manufacturer	Agnon LTD. Han Kubrat 4 Hisarya Bulgaria
Appliance	Gamera 7
Test category	Initial type test

Abstract of the test results

Essential characteristic	Performance
Test fuel	Beech
Fire safety	Pass
Emission of combustion products, related to 13% O ₂	CO: 0.005 vol% NO _x : 134 mg/m ₀ ³ C _x H _y : 7 mgC/m ₀ ³ Dust: 5 mg/m ₀ ³
Surface temperature	Pass
Thermal output - Total	14.1 kW
Energy efficiency	80.6 %
Release of dangerous substances	Pass

Room heater **Gamera 7** is an intermittent burning appliance. The appliance is not suitable for installation on a shared flue gas system.

This initial type test report consists of pages 1 until 14 and the annexes 1 until 3.

TABLE OF CONTENTS

1.	VERSION HISTORY	5
2.	INTRODUCTION.....	6
3.	PROJECT DETAILS	7
3.1	SPECIFICATION OF THE APPLIANCE.....	7
3.2	SPECIFICATION OF THE LABORATORY	7
4.	RESULTS OF ASSESMENTS	8
4.1	USED MATERIALS, DESIGN AND CONSTRUCTION	8
4.2	SAFETY REQUIREMENTS.....	10
4.3	APPLIANCE INSTRUCTIONS.....	11
4.4	MARKING.....	11
5.	MEASUREMENTS.....	12
5.1	MEASUREMENT METHODS.....	12
5.2	DEVIATION OF THE STANDARD.....	12
5.3	TEST FUEL SPECIFICATION.....	12
5.4	PERFORMANCE TEST AT NOMINAL HEAT OUTPUT (PELLETS)	13
5.5	TEMPERATURE SAFETY TEST	14
	APPENDICES	15

LIST OF APPENDICES

Appendix 1: Picture of the appliance

Appendix 2: Drawings of the appliance

Appendix 3: Methods and measurements uncertainties

1. Version history		
Version	Date	Changes
0	November 10, 2022	Issued as final version
1		
2		
3		

Whenever a new version is made, the prior version is cancelled.

Project Description

General information

Company name	Agnon LTD.
Address	Han Kubrat 4, Hisarya, Bulgaria
Internet address	www.gamera.eu
Client reference number	-
SGS reference number	EZKA/2022-06/00020-2

Appliance

Appliance name	Gamera 7
Category	Space heating appliance fired by solid fuel.
Method	In accordance with NEN EN 13240:2001 and NEN EN 13240-A2:2004

Measurement details

Kind of measurement	Initial type test
Measurement period	June 2022
Measuring staff	R. van den Berg
Author	J. Dekker

Quality
For a list of the accredited activities (Belac 005-TEST) of the SGS Nederland BV, Industries & Environment Department in Arnhem, The Netherlands, we refer to the Belac website: (Beproevingenlaboratoria (TEST) FOD Economie (fgov.be)).

Disclaimers
<p>Unless otherwise agreed, all orders and documents are executed and issued in accordance with our General Conditions. Upon simple request the conditions will again be sent to you. Attention is drawn to the limitation of liability, indemnification and jurisdiction issues defined therein.</p> <p>Any holder of this document is advised that information contained hereon reflects SGS' findings at the time of its intervention only and within the limits of client's instructions, if any. SGS' sole responsibility is to its client and this document does not exonerate parties to a transaction from exercising all their rights and obligations under the transaction documents. Any unauthorized alteration, forgery or falsification of the content or appearance of this document is unlawful and offenders may be prosecuted to the fullest extent of the law.</p> <p>If the sample(s) to which the findings recorded herein (the 'Findings') relate was (were) drawn and / or provided by the Client or by a third party acting at the Client's direction, then the findings constitute no warranty of the sample's representativeness of any goods and strictly relate to the sample (s). SGS EHS Arnhem accepts no liability regarding the origin or source from which the sample (s) is / are said to be extracted. Statements, other than the analytical results (such as statements of conformity, opinions and interpretations, etcetera...), are not included in the scope of the ISO 17025 accreditation. The results in this report relate only to the items tested or sampled.</p>



2. INTRODUCTION

SGS Nederland BV carried out an initial type test of room heater **Gamera 7**. The appliance is made by Agnon LTD..

This report contains the test results of a room heater fired by solid fuels in accordance with NEN-EN 13240: 2001 + A2:2004. Interpretations, opinions and assessments of conformity to clauses of this standard (chapter 4) are done as Notified Body. Unless described otherwise the reported tests (chapter 5) are covered by Belac accreditation.

A short description of the appliance is included in chapter 3. Chapter 4 describes the results of the assessments. The results of the measurements are presented in chapter 5.

This report is issued under the following condition:

- 1. It applies only to the tested model submitted to the test specified in this report.*
- 2. It does not imply that the notified body has performed any surveillance or control of its manufacture.*
- 3. The manufacturer shall ensure that the manufacturing process assures compliance of the products with the approved model subject to this certificate.*
- 4. The applicant shall inform the notified body of all modifications made to the approved model which must receive, when necessary, additional approval leading to an addition to the original EC type-examination certificate.*
- 5. As technical advances or new work could affect the conclusion of this EC type-examination, the applicant shall regularly keep himself informed of any modification made to tests carried out on the approved model by the notified body.*
- 6. According to article 3h of the "Assignment of SGS Nederland as Notified Body" you can lodge an appeal against our decision. This appeal shall be made by registered mail within 30 days after the date of the SGS decision. SGS undertakes to investigate the appeal independently and with the necessary care and will communicate its motivated decision by registered mail within 30 days after receipt of the notice of appeal. Each party itself shall bear its costs resulting from this internal appeal procedure. In case this appeal is dismissed by SGS a second internal appeal procedure will not be possible.*
- 7. The manufacturer always retains the overall responsibility for the conformity of the product with all the requirements of the applicable directive(s), even if some stages of the conformity assessment are carried out under the responsibility of a notified body.*



3. PROJECT DETAILS

In this chapter, the information of the appliance, the manufacturer and the laboratory are given.

3.1 SPECIFICATION OF THE APPLIANCE

Freestanding appliance made of sheet metal equipped with a window door. The combustion chamber is insulated with vermiculite. The air supply is regulated with one controller on the front side of the appliance.

The flue gas outlet is located at the back of the appliance.

Table 1 Information of the manufacturer

Description	
Manufacturer	Agnon LTD. Postbus 1021 6920 BA Duiven The Netherlands
Principal	Agnon LTD.
Appliance	Gamera 7

3.2 SPECIFICATION OF THE LABORATORY

Table 2 Information of the test laboratory

Description	
Laboratory Name, address	SGS Nederland BV Leemansweg 51 6827 BX Arnhem The Netherlands
Notified under EC number	0608
Date of test	June 24, 2022 June 28, 2022
Test category	Initial type test
Standard	NEN-EN 13240: 2001 + A2:2004

The analysis of the fuel is subcontracted by an ISO 17025 accredited laboratory within the SGS-group.



4. RESULTS OF ASSESSMENTS

This chapter contains the results of the assessments.

4.1 USED MATERIALS, DESIGN AND CONSTRUCTION

Table 3 Results of assessment of conformity with chapter 4 of EN 13240:2001 and EN 13240 A2:2004

	Clause	Approved
<u>Production documentation (not reviewed by SGS)</u> Documentation and/or drawings contain: - Specification of used materials - Nominal heat output using recommended fuels When fitted with a boiler, specification of the: - used welding process - permissible max. operating temperature, °C - permissible max. operating pressure, bar - type test pressure, bar - water heating output, kW	4.1	-
Construction (4.2.1) The conformity to clauses 4.2.1– 4.2.2 is based on the declaration of the manufacturer.		
<u>General construction requirements</u> No asbestos No hard solder, containing cadmium Thermal insulation materials: non-combustible, no health risk Design of spare parts ensures correct fitting Seals made of fire cement supported by adjacent metal surfaces When operated in accordance with the provisions of the appropriate test and exposed to the associated mechanical, chemical and thermal stresses, the appliance shall operate reliably and safely such that during normal operation no combustion gases posing a hazard can escape into the room in which the appliance is installed nor can embers fall out. * verified by SGS.	4.2.1	yes yes yes yes n/a yes*
Integral boiler (4.2.2)		n/a
<u>Flue spigot or socket</u> Fitting overlap is: ≥ 25 mm for vertical connection ≥ 40 mm for horizontal connection ≥ 6 mm for inset appliances with insulating mortar infill	4.2.4	n/a yes n/a
<u>Flue ways and cleaning tools</u> Minimum size: - bituminous coal > 30 mm - no bituminous coals > 15 mm - easy cleaning with commercially available tools or brushes - cleaning tools provided by the manufacturer	4.2.5	n/a yes yes n/a
<u>Ash pan and ash removal</u> Volume of ash pan enough for two full charges of fuel* No obstruction of combustion air * no ash pan but enough volume to retain the ash of two full charges of fuel.	4.2.6	yes yes

	Clause	Approved
<u>Bottom grate</u> When removable – correct assembly is ensured Capable of de-ashing without undue effort	4.2.7	n/a yes
<u>Combustion air supply*</u> Primary air inlet control: - manual or thermostatic control - adjusting control clearly visible and permanently marked - correct setting for each fuel type is identifiable - no obstruction of the air inlet control by ash or unburnt fuel Secondary air (air wash) and tertiary air inlet control*: - Passage of air is not restricted by fuel <i>* Only one controller present.</i>	4.2.8	yes yes n/a yes yes
<u>Control of flue gas</u> If flue damper is fitted: - easily operable - aperture $\geq 20 \text{ cm}^2$ or 3% of the cross-sectional area - position of damper can be identified If draught regulator is fitted: - easily accessible for cleaning	4.2.9	n/a
<u>Fire doors and charging doors</u> Large enough to fill appliance with commercially available fuels Accidental opening is prevented Positive closure	4.2.10	yes yes yes
<u>Flue bypass device</u> Easy operable Position easily identifiable	4.2.11	n/a
<u>Front fire bars – deepening plate</u> Correct assembly is ensured No accidental dislodging	4.2.12	n/a yes
<u>Solid mineral fuel and peat briquettes burning appliances</u> Bottom grate and ash pan present	4.2.13	n/a



4.2 SAFETY REQUIREMENTS

Table 4 Results of assessment of conformity with chapter 5 of EN 13240:2001 and EN 13240 A2:2004

	Clause	Approved
<u>Natural draught safety test</u> Flue draught ≥ 3 Pa If Flue draught is < 3 Pa: - CO-volume ≤ 250 dm ³ /10 h	5.1	n/a
<u>Spillage of gas, discharge of embers</u> No escape of harmful gases Embers do not fall out	5.2	yes yes
<u>Strength and leak tightness of boiler shells*</u> No leakage or permanent deformation after completion of the tests	5.3	n/a
<u>Temperature in fuel storage container</u> (above ambient) Temperature < 65 K	5.4	n/a
<u>Operating tools</u> Operating tools provided Touched areas without tools Temperature: metal < 35 K (above ambient) porcelain < 45 K plastics, rubber, wood < 60 K	5.5	yes n/a
<u>Temperature of adjacent combustible materials</u> Temperature ≤ 65 K (above ambient) (see installation and operating manual for information about clearing distances and insulation)	5.6	yes
<u>Thermal discharge control</u> If discharge control is part of appliance: opens at water temperature > 105 °C or opens at water temperature $>$ declared value	5.7	n/a
<u>Electrical safety</u> Components in compliance with EN 60335-2-102 (replacement of EN 50165)	5.8	n/a



4.3 APPLIANCE INSTRUCTIONS

Table 5 Results of assessment of conformity with chapter 7 of EN 13240:2001 and EN 13240 A2:2004.

Instructions	Clause	Approved
In the language of the country of intended destination	7.1	-
Not in contradiction to the requirements and test results	7.1	-
Contains the required information	7.2	-
Contains the required information	7.3	-
- Not reviewed. The manufacturer must supply a manual that conforms to the EN13240 with every sold appliance.		

4.4 MARKING

Table 6 Results of assessment of conformity with chapter 8 of EN 13240:2001 and EN 13240 A2:2004.

	Clause	Approved
Permanently and legibly marked	8	-
Readable	8	-
Durable and abrasion proof	8	-
No discoloration or detachment	8	-
Contains the required information	8	-
- Not reviewed. The manufacturer must supply a CE-plate that conforms to the EN13240 with every sold appliance.		



5. MEASUREMENTS

In this chapter the measurement methods, the deviation from the standard and the test results are given.

5.1 MEASUREMENT METHODS

The appliance was tested to the applicable methods of the standard.

In order to ensure that our services maintain the quality level required by our clients, SGS Nederland BV hold the NEN-EN-ISO/IEC 17025 (Testlab) accreditation. The test laboratory of SGS is notified under EC number 0608. The following test methods are covered.

Table 7 Used methods with accreditation

Description	Method
Performance test at nominal heat output	EN 13240:2001/ A.4.7
Temperature safety test for wood burning and multi fuel appliances	EN 13240:2001/ A.4.9.2.2

The analysis of the fuel is subcontracted by an ISO 17025 accredited laboratory within the SGS-group.

5.2 DEVIATION OF THE STANDARD

The nominal heat output tests and the safety test are done in compliance with NEN-EN 13240:2001 and NEN-EN 13240 A2:2004. The following deviations from the demands as set in the standard are made:

- The analysis of the test fuel was done according to widely accepted EN-Standards. In general the used Standards improve the accuracy and reduce the variability of the analysis. This deviation from the standard has no influence on the results of the type test.
- The appliance was not placed on the test rig but on the floor. Because the appliance must be placed on a non-combustible floor this deviation to the standard has no significant influence on the results of the type test.

5.3 TEST FUEL SPECIFICATION

In this paragraph the results of the test fuel analysis are given.

Table 8 Test fuel specification

Test fuel	Moisture %	Ash %	Volatile matter %	H %	C %	S %	Hu kJ/kg	Size, length
Pellets	5.7	0.37	86.2	5.9	47.8	0.01	18,237	3 - 5 cm

5.4 PERFORMANCE TEST AT NOMINAL HEAT OUTPUT (PELLETS)

The following table contains the test results in accordance with A.4.7 of NEN-EN 13240:2001 and NEN-EN 13240 A2:2004. Test runs 1, 2 and 3 are executed consecutive.

Table 9 Test results nominal heat output

		Clause	Test 1	Test 2	Test 3	Mean of 3 tests	Approved
Date (dd-mm-yy)			24-06-22	24-06-22	24-06-22		
Test fuel			Beech	Beech	Beech	Beech	
Total mass	kg		2.60	2.65	2.50	2.58	
<u>Setting of air controller</u>							
- Combustion air			100%				
Mean flue draught	Pa	6.4	12.9	12.7	11.7	12.4	yes
Mean flue gas temperature	K#		246	264	261	257	
Mean CO ₂ concentration	%		10.18	9.99	9.53	9.90	
Mean CO concentration	%		0.006	0.006	0.006	0.006	
Mean CO concentration at 13% O ₂	vol%	6.2	0.004	0.005	0.005	0.005	yes
Mean CO concentration at 13% O ₂	mg/m ₀ ³		56	57	60	58	
Mean CO ₂ concentration during dust measurement	vol%		10.24	10.19	9.91	10.11	
Dust concentration	mg/m ₀ ³		7	6	7	6	
Dust concentration at 13% O ₂	mg/m ₀ ³		5	4	5	5	
NO _x concentration	mg/m ₀ ³		180	175	166	174	
NO _x concentration at 13% O ₂	mg/m ₀ ³		135	134	133	134	
C _x H _y concentration	mgC/m ₀ ³		9	9	8	9	
C _x H _y concentration at 13% O ₂	mgC/m ₀ ³		7	7	7	7	
Combustion time	h	6.6	0.75	0.75	0.75	0.75	yes
Dev. from required comb. time	%		0	0	0	0	
Thermal heat losses	%		17.6	19.3	19.9	18.9	
Chemical heat losses	%		0.0	0.0	0.0	0.0	
Heat losses in the residue	%		0.5	0.5	0.5	0.5	
Efficiency	%	6.3	81.9	80.2	79.6	80.6	
Mean nominal heat output	kW	6.7	14.4	14.4	13.5	14.1	yes
Flue gas mass flow	g/s		11.7	12.1	12.0	11.9	

above ament: room temperature during tests: 24 °C

5.5 TEMPERATURE SAFETY TEST

Table 10 contains the test results in accordance with A.4.9.2.2 of NEN-EN 13240:2001 and NEN-EN 13240 A2:2004.

Table 10 Results safety test

		§	Test	Approved
Date (dd-mm-yy)			28-06-22	
Test fuel			pellets	
Total load kg			15	
<u>Setting of air controller</u>				
- Combustion air			100%	
Mean flue draught Pa	6.4		16.4	yes
Ambient temperature °C			25.6	
Maximum flue gas temperature °C			339	
Max. surface temperature (above ambient)				
Floor below appliance* K	5.6		-	n/a*
Floor in front of appliance (distance 20 cm) K	5.6		33	yes
Side and back wall (distance 70 cm) K	5.6		55	yes
Front (distance 60 cm) K	5.6		37	yes
Loss of fire bed	4.2		no	yes
Escape of harmful combustion gases	4.2		no	yes
Damage on the appliance caused by the test	4.2		none	yes

* Appliance must be placed on a non-combustible floor.

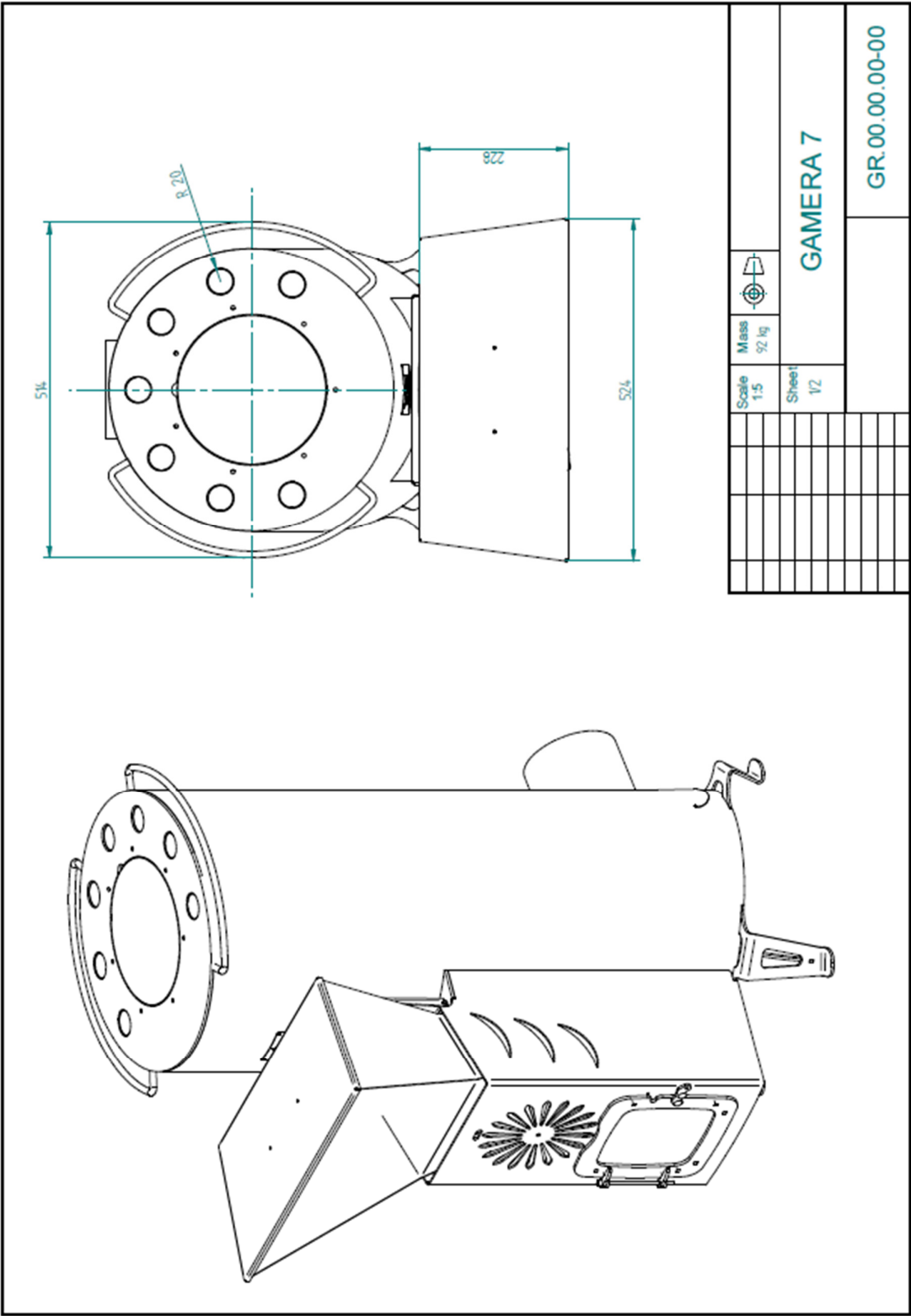


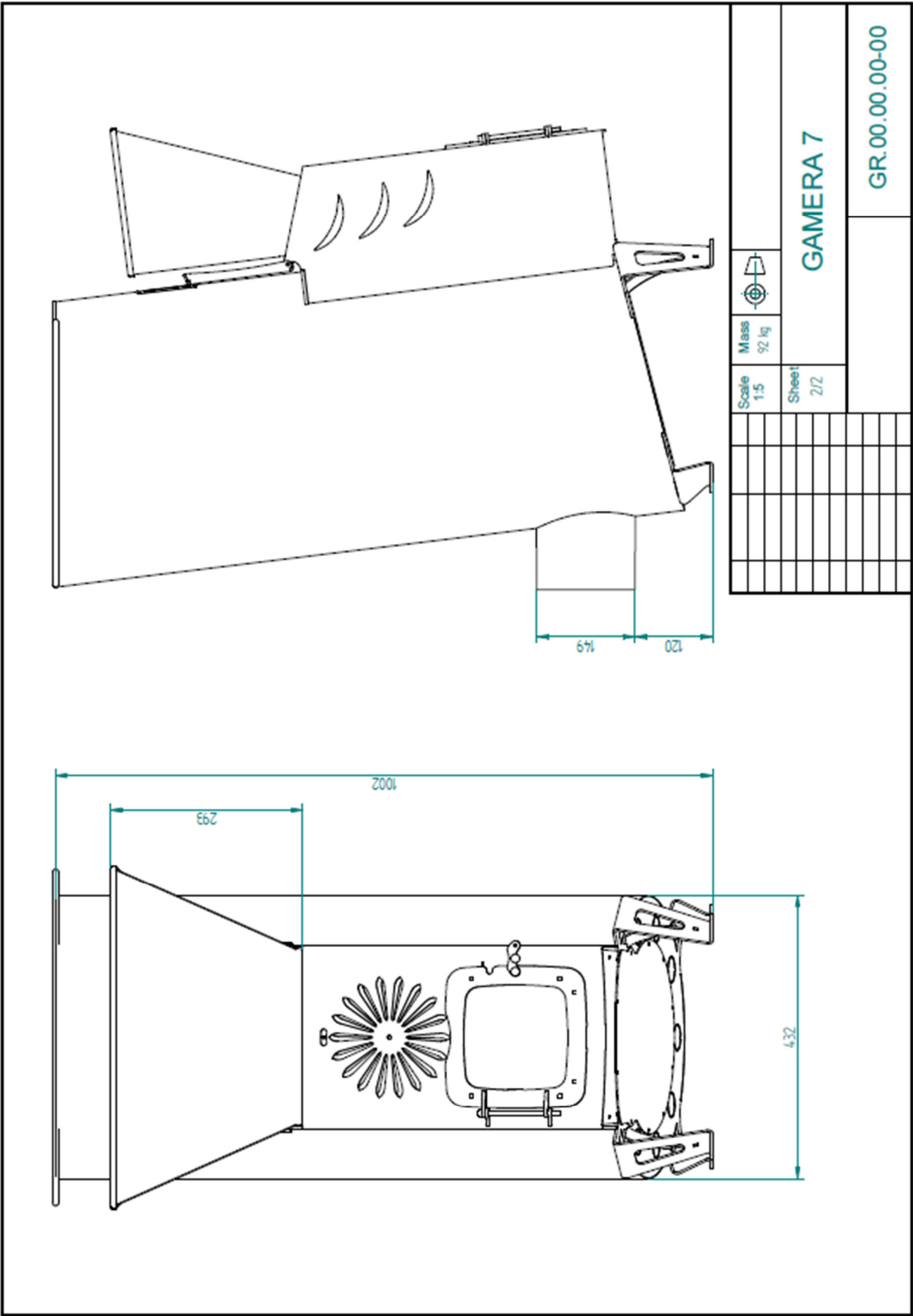
APPENDICES

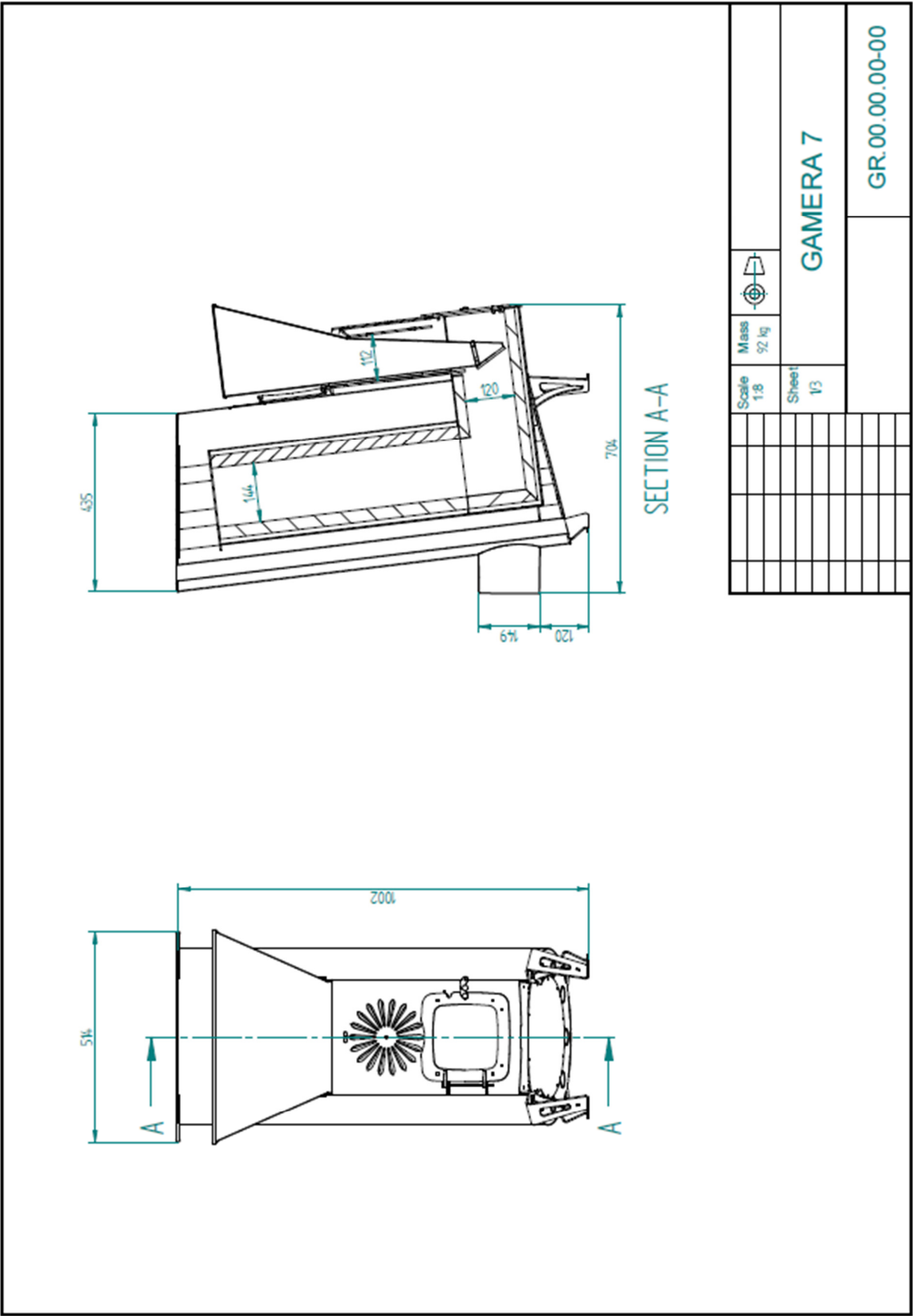
APPENDIX 1: PICTURE OF THE APPLIANCE

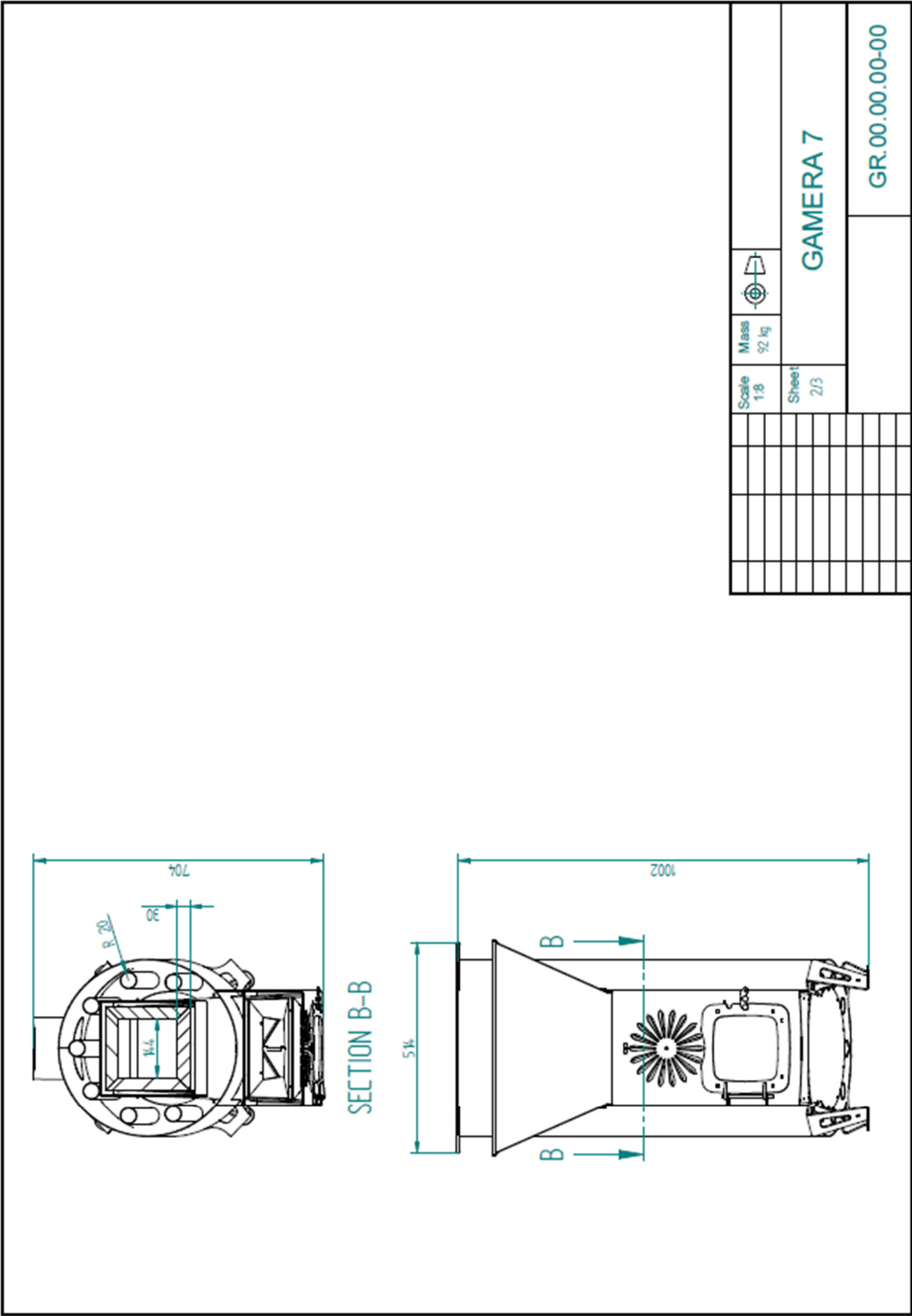


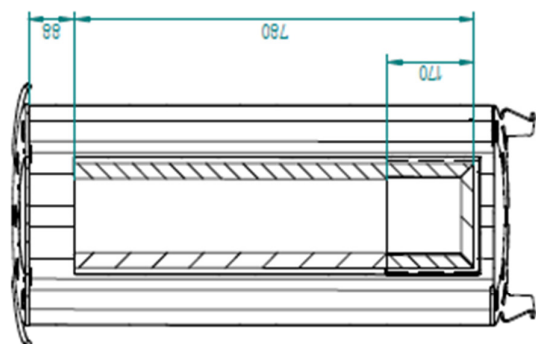
APPENDIX 2: DRAWINGS OF THE APPLIANCE











SECTION C-C

[illegible]

APPENDIX 3: METHODS AND MEASUREMENTS UNCERTAINTIES

The measurements marked with an asterisk in the table below, are covered by ISO 17025 accreditation.

Description	SGS Procedure/Standard	Uncertainties ¹⁾
Determination of the particulate concentration (gravimetric, non-diluted)	ENVI-K-001* EN16510-1 (F2 Heated filter)	30%
Determination of the C _x H _y concentration (equivalents of C ₃ H ₈)	ENVI-K-001* EN12619*/ EN16510-1 (FID)	20%
Determination of the NO _x concentration (equivalents of NO ₂)	ENVI-K-001* EN14792*/ EN16510-1 (D.2.2 Chemiluminescence)	9%
Determination of the CO ₂ concentration	ENVI-K-001* ISO12039*/ EN16510-1 (Nondispersive infrared)	9%
Determination of the CO concentration	ENVI-K-001* EN15058*/ EN16510-1 (Nondispersive infrared)	9%

1) The stated uncertainties refer to the 95% confidence interval (2 sigma). The stated percentages are related to the actual measurement results, unless indicated otherwise.